
There's a Fungus Among Us!



Activity Sheet

Dutch elm disease (DED) could wipe out almost all of the American elms in Saskatchewan. We need your help to prevent this from happening. As you do the activities on this sheet you will learn more about DED and what you can do to prevent it.

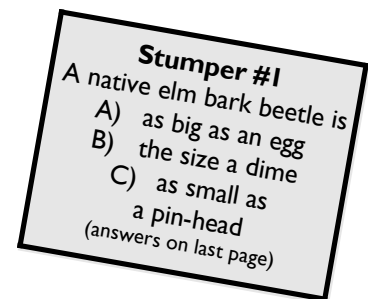
See if you can answer these questions by reading through the section on the back of the poster titled "There's a Fungus Among Us!"

- How long can an American elm live?
- What causes Dutch elm disease (DED)?
- How quickly can an elm die from DED?
- When was DED first discovered in Saskatchewan?
- What spreads DED from elm to elm?
- What are the signs that a tree has DED?
- What are some of the things you can do to protect elms from DED?

Can you find ten differences between the drawing of the city before DED arrived and the drawing of the city after DED arrived?

Can you find the following in the drawing of the city with DED?

- A desperate dog
- A sweating squirrel
- A bewildered bird
- A boastful beetle
- A steaming sedan
- A glum guy



Can you spot three things in the drawing of the city with DED that are against the law? Here are some clues:



- I rhyme with fog and I'm close to a dog
- Your toe you will bump, if me you don't jump
- I'm standing tall, but soon I will fall



**Saskatchewan
Dutch Elm
Disease
Association**

Crossword Challenge

HEY KIDS—
TRY THIS
ONE OUT!



Down:

- DED is spread by the native elm b___ b_____.
- It is illegal to store, use or transport elm f_____.
- Leaves on an infected tree will w___, turn yellow, then curl and turn brown.
- DED is caused by a f_____.
- American elms provide s_____, windbreaks, shelter for wildlife and oxygen.
- In 1944 DED was first discovered in Canada in the province of Q_____.

Across:

- In Saskatchewan there is a p_____ b___ between April 13th and July 31st.
- The A_____ e___ is the main tree affected by DED.
- DED can also spread from tree to tree through tree r_____.
- The native elm bark beetle will f___ on the bark of healthy elms.
- If you see the symptoms of DED call 1-800-S_____.
- This disease is called D___ elm disease because it was first identified in the Netherlands (where Dutch people live).

Stumper #2

An elm with DED can die in as little as
A) three minutes
B) three weeks
C) three decades
(answers on last page)

Create an American Elm of your own!

Find an American elm in your area and do a complete study of the tree to discover:

- What are the shape and colour of the leaves? Perhaps trace a leaf or make a rubbing of one.
- How are the leaves attached to the twigs? Are they opposite each other or alternating on the twig?
- What is the colour and feel of the bark? Measure how deep the ridges are.
- What is the overall shape of the tree? Is it vase shaped or umbrella shaped as suggested?
- What kinds of birds, animals, and bugs are on the tree? Look for evidence of elm bark beetles by watching for small holes at the base of the elm with red sawdust showing.

American Elm



Once you have all your information gathered, make an elm of your own using a wrapping paper tube, pipe cleaners, and construction paper. You can glue scrunched brown paper on the tube for the bark and even make some clay birds or animals to go with it!

Join the "Elm Guard" Today!

You can help protect our elms by forming an "Elm Guard" in your school, club or community. Here are some ideas of what to do:

- Make some DED awareness posters and post them in public places to let others know what DED looks like and what to do if they see the symptoms.
- Form a "Wilt Watcher" patrol to watch for elm leaves that are wilting, turning yellow, curling and turning brown. If you see this report it to your local park officials or by calling 1-800-SASKELM (1-800-727-5356).
- Do a door-to-door walk in your neighborhood to alert homeowners about the dangers of storing, using, or transporting elm firewood. In fact you can tell them it is illegal! Elm logs will have gray-brown bark with deep ridges. The bark looks like oreo cookies (it has dark and light layers) when cut through.
- Make "No Elm Pruning" signs and put them up in your community during the annual pruning ban which runs from April 13th to July 31st.
- Get everyone involved banding their trees against canker worms if they are a problem in your community. This won't prevent DED, but it will help keep your trees healthier.



Stumper #3
An American elm can grow to be
A) 3 metres tall
B) 30 metres tall
C) 300 metres tall
(answers on last page)

Stumper #4
Our American elms are native to
A) Asia
B) England
C) Saskatchewan
(answers on last page)

Woody Word Search

Find the names of the following common trees of the prairies in the word search?

- American Elm
- American Linden
- Balsam Poplar
- Basswood
- Green Ash
- Larch
- Laurel-leaf Willow
- Lodgepole Pine
- Manitoba Maple
- Mountain Ash
- Siberian Elm
- Tamarack
- Trembling Aspen
- White Birch
- White Spruce

How many of these trees can you find in your neighbourhood? You might even find some other trees.

L	A	U	R	E	L	L	E	A	F	W	I	L	L	O	W
S	D	R	T	A	N	U	J	T	G	L	R	V	J	U	G
I	T	R	E	M	B	L	I	N	G	A	S	P	E	N	G
B	K	G	R	E	E	N	A	S	H	R	I	J	H	G	L
E	A	X	J	R	I	S	T	T	G	C	J	C	L	O	O
R	P	L	L	I	J	J	H	A	K	H	R	P	L	D	D
I	O	I	S	C	T	D	R	U	M	I	S	W	Q	A	G
A	N	M	M	A	N	I	T	O	B	A	M	A	P	L	E
N	C	X	Z	N	M	J	T	E	W	E	R	V	V	N	P
E	B	V	A	E	N	P	T	D	E	K	R	A	P	N	O
L	L	U	T	L	B	I	O	C	E	D	L	T	C	M	L
M	U	K	I	M	H	U	B	P	C	E	R	V	N	K	E
B	A	S	S	W	O	O	D	T	L	E	D	W	Q	F	P
K	N	M	O	U	N	T	A	I	N	A	S	H	N	B	I
F	R	C	E	W	H	I	T	E	S	P	R	U	C	E	N
F	A	M	E	R	I	C	A	N	L	I	N	D	E	N	E

Play Elm Survivor

Instructions:

Be the first player to survive another year of DED. Here is how to play the game:

1. Find a die and enough small items to use as game pieces for each of the people playing the game.
2. Roll the die. The player who rolls the highest number goes first. Play then continues to the left.
3. As each player rolls the die he or she moves the number of spaces indicated.
4. Players should follow the directions outlined on the square that they land on.
5. The first player to land on the living elm tree wins the game!



You can do it!



September

Plant new tree species to diversify the urban forest.	Band for Canker Worms if needed. Move forward one.	Adult bark beetles move to base of healthy elms to over-winter.	Tree pruner "tops" your trees. Move back nine.
---	--	---	--

August

Prune dead and dying wood from elms. Move forward two.
--


July



Prune your elm during the pruning ban. Go back to start.	New elm bark beetles emerge and move to healthy elms to feed.	Transport elm firewood. Move back five.	See the signs of DED and call 1-800-SASKELM.	Infected elm is not removed. Move back ten.
--	---	---	--	---



Your elm gets DED. You're out of the game!



June



Dispose of your elm firewood. Move forward three.	See the signs of DED and call 1-800-SASKELM.	Elm bark beetles lay eggs in your elm firewood. Move back 3.	Organize a neighbourhood "Wilt Watch". Move forward two.	Make and distribute DED awareness posters.
---	--	--	--	--

May

An Oriole nests in your American elm.



April



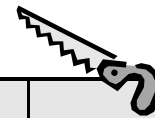
Elm trees start to leaf out in early spring.

Learn to identify an American elm. Move forward one.

Prune your elms before the April 13th ban. Move forward two.

Didn't disinfect pruning tools. Move back three.

Elm bark beetles emerge and feed on healthy elms.



START HERE!



Stumper Answers: #1 is c) as small as a pin-head; #2 is b) three weeks; #3 is b) 30 metres tall; #4 is c) Saskatchewan

Produced on 100% recycled post-consumer paper by the
Saskatchewan Dutch Elm Disease Association
 102—112 Research Drive Saskatoon, SK S7K 2H6
 (306) 933-5546 www.sdeda.ca



A.S.U.P.C.A.

With financial assistance from:

The EJLB Foundation

